

## محادثة الوحدة الاولى

1.	Good morning .	صباح الخير .
2.	How are you ?	كيف حالك ؟
3.	Fine, thank you .	بخير . شكرا لك .
4.	Hello – Hi .	أهلا .

## محادثة الوحدة الثانية

Amira :-	Ah-choo!	صوت العطس .
Ayman :-	Bless you!	يرحمكم الله .
Amira :-	Thanks .	شكرا .

## محادثة الوحدة الثالثة

Hisham :-	Sh! Be quiet .	شه . كن هادئ .
Adel :-	Sorry .	أسف
Hisham :-	That's okay .	و هو كذلك .
Sokkara :-	Hello! How are you ?	أهلا . كيف حالك ؟
Sokkar :-	Fine , thanks .	بخير . شكرا .

## محادثة الوحدة الرابعة

Man :-	Here you are .	تفضل
Woman :-	Thanks .	شكرا
Man :-	You are welcome .	على الراحب
Sokkara :-	Sh! Be quiet .	كن هادئ
Sokkar :-	Sorry .	أسف

## محادثة الوحدة الخامسة

Teacher :-	What's your first name ?	ما اسمك الأول ؟
Sarah :-	Sarah .	سارة
Teacher :-	What's your last name ?	ما أسمك الأخير ؟
Sarah :-	Hassan	حسن
Sokkara :-	Here you are .	تفضل
Sokkar :-	Thank you	شكرا لك

## محادثة الوحدة السادسة

Ramy :-	Ouch !	ياه
Eva :-	Are you okay?	هل أنت بخير ؟
Ramy :-	I think so .	أعتقد ذلك .
Sokkara :-	Sorry !	أسف .
Sokkar :-	That's okay	لا بأس .

# Serious Meeting people Unit 1

## Important Vocabulary أهم كلمات الوحدة الأولى

Good morning .	صباح الخير	puppet	عروسة لعبة بالخيط
How are you ?	كيف حالك ؟	I am Mona	أنا منى
Fine, thank you	بخير .شكرا	You are Kareem	أنت كريم
Hello - Hi .	أهلا	ball	كرة
Mona	منى	bird	طائر
Kareem	كريم	boy	ولد
Sokkara	سكرة	pencil	قلم رصاص
I am a girl	أنا بنت	piano	بيانو
You are a boy	أنت ولد	pizza	بيتزا
peach	مشمش	pin	دبوس
pie	فطيرة	pot	إناء - حلة

### Grammar

الاسم + I am

عندما أقدم نفسي أقول

I am Kareem , I am a boy



أنا كريم . أنا ولد

الاسم + You are

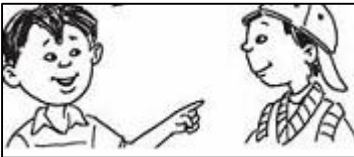
عندما أقدم شخص أمامي

You are Mona . You are a girl



أنتى منى . أنتى بنت


Do as in the example :



You are Kareem ,  
You are a boy .



I am Mona ,  
I am a .....



Heba

.....  
.....

### 1 - Listen and fill the gaps :-


Kareem :-	Good morning .
Mona :-	Hello ! How.....you ?
Kareem :-	Fine , thank .....

### 2 - Match the capital letter with the small letter :-

R  
K  
Y  
D

y  
s  
d  
r  
v  
k

### 3 - Listen and write the missing vowel :-



b – ll



b – rd



b – y



p – ano

### 4 - Look and circle :-



pin

book



pen

pencil



pizza

fish



ball

bag



peach

puppet

### 5 - Complete the missing numbers :-

f – sh

k – ng

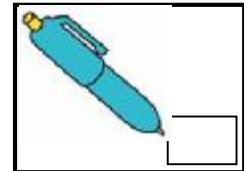


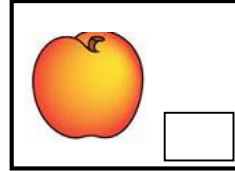
k – y

l – mon





yoy –

### 1 - Listen and number the pictures :-

- 1 - pie
- 2 - peach
- 3 - pot
- 4 - book
- 5 - pen



### 2 - Look at the pictures and unscramble the words :-





			
act	etre	pne	upypp
---	----	---	-----

### 3 - Match the capital letter with the small letter :-

T  
W  
S  
J

s  
f  
t  
j  
w  
g

### 4 - Listen and write the missing vowel :-

			
y - yo	r - ce	s - n	z - bra

# Serious In the field Unit 2

## Important Vocabulary أهم كلمات الوحدة الثانية

Ah-choo!	صوت العطس	goat	عزّة - معزة
Bless you!	يرحمكم الله	king	ملك
Thanks	شكرا	key	مفتاح
tree	شجرة	kite	طائرة ورقية
butterfly	فراشة	game	لعبة
flower	زهرة	kitten	قطّة صغيرة
cloud	سحابة	go	يذهب
lake	بحيرة	kick	يركل - يشوط
This is	هذا للمفرد القريب	gum	لبان
That is	تلك للمفرد البعيد	garden	حديقة منزل

### Grammar

### أسماء الإشارة


### Grammar

This is هذا يكون للمفرد القريب


That is تلك تكون للمفرد البعيد



That is a butterfly.



This is a table.



That is a kitten.

1 - Look and write :-









### 1 - Listen and fill the gaps :-

Kareem :-	Good morning .
Mona :-	Hello ! How are.....?
Kareem :-	..... , thank you .

### 2 - Look at the pictures and un scramble the words :-





			
yek	nkig	wreflo	tkei
- - -	- - - -	- - - - -	- - - -

### 3 - Match the capital letter with the small letter :-


H	b
X	n
N	t
T	y
	h
	x

### 4 - Listen and number the pictures :-

- 1 - butterfly
- 2 - peach
- 3 - gum
- 4 - kick
- 5 - pizza



### 1 - Listen and write the missing vowel :-



l - ke



b - x



l - mon



g - at

### 2 - Look and circle :-



garden

peach



gum

game



ball

kitten



bag

cloud



key

kite

### 3 - Look at the pictures and unscramble the words :-



oreflw

- - - - -



geg

- - -



sub

- - -




blla

- - - -

### 4 - Look and write :-



This is a .....



That is a .....

### 5 - Complete the missing numbers :-

pi -

k - ck

go - t

b - tterfly

gard - n

# Serious On the farm Unit 3




## Important Vocabulary أهم كلمات الوحدة الثالثة

Sh! Be quiet!	ششش . كن هادئ	mouse	فار
Sorry.	آسف	milk	لبن
That's okay .	لا مشكلة	mop	ممسحة
farm	مزرعة	mother	أم
farmer	فلاح - مزارع	monkey	قرد
cow	بقرة	night	ليلة
horse	حصان	nurse	ممرضة
sheep	خروف	net	شبكة
chicken	دجاجة	nose	أنف
What is this?	ما هذا للقريب؟	newspaper	جرائد
What is that ?	ما هذا للبعيد ؟	turkey	ديك رومي
It's a cat.	أنها قطة	nest	عش ( للطيور )
duck	بطة	money	نقود - فلوس
moon	قمر	mat	حصيرة - سجادة
nut	سوداني	nap	قيلولة (نوم بعد الظهر )

## Grammar


إجابة الأسئلة ( What is this? - What is that ) ؟ It is a .....

What's this?	It's a goat.
What's that?	It's a cow.
What's = What is	It's = It is

		
What is this ?	What is that ?	What is this ?
It is a horse .	It is a tree .	It is a chicken .



## 1 - Answer the questions :-



What is this ?

.....



What is that ?

.....

## 2 - Listen and number the pictures :-

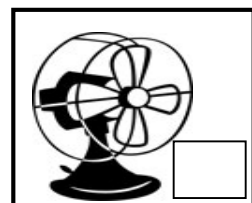

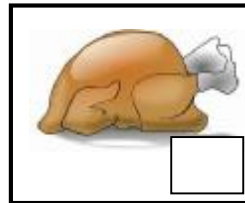

1 - chicken

2 - fish

3 - goat

4 - duck

5 - fan



## 3 - Match the capital letter with the small letter :-

I  
E  
P  
C

p  
t  
i  
c  
o  
e

## 4 - Listen and write the missing vowel :-



m - lk



m - nkey



mo - se



n - t

### 1 - Listen and fill the gaps :-


Kareem :-	Sh ! Be quiet !
Mona :-	I am .....
Kareem :-	That's .....

### 2 - Answer the questions :-



What is this ?

.....



What is that ?

.....

### 3 - Listen and write the missing vowel :-



m - t



n - se



t - rkey



n - t

### 4 - Look and circle :-



nest  
rice



sun  
moon



game  
gum



nap  
nine



coat  
sheep

### 5 - Look at the pictures and unscramble the words :-



eacph



puetpp



ckik



nmoeey

# Serious At the Store Unit 4

## Important Vocabulary أهم كلمات الوحدة الرابعة

store	متجر	doll	لعبة
Here you are.	تفضل	telephone	تليفون
thanks	شكرا	ruler	مسطرة
You're welcome	على الرحب	belt	حزام
book	كتاب	desk	مكتب
pen	قلم جاف	table	منضدة
pencil	قلم رصاص	chair	كرسى
eraser	محاة - استيكة	teacher	معلم - معلمة
pencil case	مقلمة	tiger	نمر

### Grammar

### Punctuation

### Grammar

#### علامات الترقيم

الترقيم هو تكبير الحرف الأول من الجملة أو السؤال ووضع نقطة في آخر الجملة و علامة استفهام في آخر السؤال

أمثلة محلولة

this is a pie \_ → This is a pie .

لاحظ حرف الـ t تم تكبيره الى T و تم وضع (.) نقطة في نهاية الجملة

what is this \_ → What is this ?

لاحظ حرف الـ w تم تكبيره الى W و تم وضع (?) نقطة في نهاية السضال


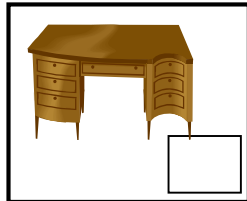
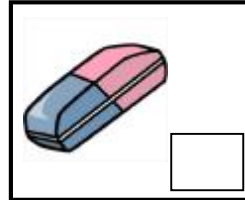

what is that \_ → .....

it is a horse \_ → .....

how are you \_ → .....

### 1 - Listen and number the pictures :-

- 1 - bird
- 2 - desk
- 3 - eraser
- 4 - chair
- 5 - flag



### 2 - Match the capital letter with the small letter :-

Z  
M  
G  
P

m  
p  
o  
z  
e  
g

### 3 - Answer the questions :-



What is that ?

.....



What is this ?

.....

### 4 - Listen and fill the gaps :-

Kareem :- Good morning .

Mona :- Hello ! How.....you ?

Kareem :- Fine , thank .....

Is it a pen?  
an eraser?

Yes, it is.

No, it isn't. It's a pencil.

isn't = is not

It's = It is

## Grammar

عند السؤال عن صورة بـ **Is it ....?**

إذا كانت الكلمة الموجودة في السؤال تدل على الصورة نجواب بـ **Yes , it is**

إذا كانت الكلمة الموجودة في السؤال لا تدل على الصورة نجواب بـ **No , it is n't**

**Yes , it is. - No , it is n't .**

### 1 - Answer the questions :-



Is it a nest ?

.....



Is it a bag ?

.....




Is it a piano ?

.....



Is it a ball ?

.....



Is it a ruler ?


.....



Is it a puppet ?

.....

### 2 - Listen and write the missing vowel :-



t - acher



t - rcky



teleph - ne





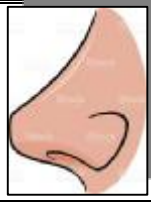


tr - e



### 1 - Complete the missing numbers :-

p - ano	b - ll	p - zza	penc - l	p - ach
tr - e	b - tterfly	l - ke	cl - ud	k - y
k - te	kitt - n	k - ck	gard - n	k - ng
n - se	turk - y	n - st	mon - y	mo - n

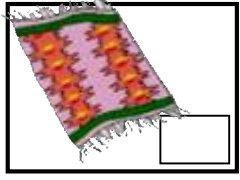

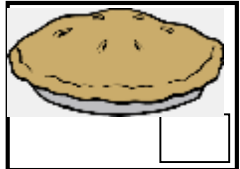


### 2 - Look and circle :-

				
chicken	car	hand	lemon	desk
sheep	bus	nose	lake	doll

### 3 - Match the capital letter with the small letter :-

T	d
F	e
D	r
S	s
	t
	f

### 4 - Listen and number the pictures :-

1 - pie		
2 - mat		
3 - nurse		
4 - milk		
5 - mouse		

## Serious

## At School

## Unit 5

## Important Vocabulary أهم كلمات الوحدة الخامسة

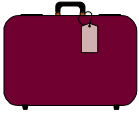





first name	الاسم الأول	one	1
last name	الاسم الأخير	two	2
How many...?	كم عدد + اسم جمع...؟	three	3
web	شبكة الاتصالات الدولية	four	4
house	منزل	five	5
woman	امراة	six	6
water	مياه	seven	7
a watch	ساعد يد	eight	8
window	شباك	nine	9
heart	قلب	ten	10
hat	قبعة	eleven	11
wolf	ذئب	twelve	12

## Grammar

## How many + اسم جمع + .....?

عند استخدام How many يجب أن يأتي الاسم بعدها في صيغة الجمع (مضاف له S)

How many pens? How many cats? How many books?

		
How many bags ? One bag .	How many cakes ? Two cakes .	How many bikes ? Three .....
		
How many eggs ? Four .....	How many book ? .....	How many flowers ? .....

### 1 - Match the capital letter with the small letter :-

Z  
M  
I  
P

u  
m  
z  
d  
i  
p

### 2 - Look and circle :-



door  
window



doll  
bird



tiger  
fish



nurse  
teacher



pizza  
peach

### 3 - Look at the pictures and unscramble the words :-



encihck

- - - - -



tha

- - -



eshuo

- - - - -



eshor

- - - - -

### 4 - Look and write :-



.....



.....

### 5 - Complete the missing numbers :-

k - tten

lak -

gard - n

m - use

she - p

## 1 - Listen and number the pictures :-




1 - milk

2 - newspaper

3 - king

4 - pie

5 - farmer



## 2 - Punctuate the following sentences :-

1	this is a butterfly	→	.....
2	what is your first name	→	.....
3	that is a cloud	→	.....
4	what is this	→	.....
5	here you are	→	.....

How many watches ?	How many books ?	How many keys ?
.....	.....	.....

## 4 - Look at the pictures and unscramble the words :-

opm	nkyemo	enin	cikk
- - - -	- - - -	- - -	- - -

## 5 - Listen and fill the gaps :-

Kareem :-	Good morning .
Mona :-	Hello !.....are you ?
Kareem :-	Fine , .....you .

# Serious Sports Time Unit 6

## Important Vocabulary أهم كلمات الوحدة السادسة

Ouch!	صوت الكحة	feet	أقدام
Are you okay?	هل أنت بخير؟	fork	شوكة
I think so.	أعتقد ذلك	van	شاحنة
sports	رياضيات	vase	فازة
time	وقت	violin	كمانجة
happy	سعيد	fan	مروحة
sad	حزين	fox	ثعلب
cold	بارد	vet	طبيب بيطري
hot	حار	feather	ريشة
hungry	جائع	video	فيديو
thirsty	عطشان	vegetables	خضراوات

## Grammar

Are you .....?

إذا جاء في السؤال







No, I am not.

أو

Yes, I am.

نجاوب بـ

1 - Answer the questions:-

		
Are you happy ?	Are you cold ?	Are you happy ?
Yes , I am .	No , I am not .	.....
		
Are you cold ?	Are you thirsty ?	Are you a nurse ?
.....	.....	.....



### 1 - Match the capital letter with the small letter :-


X  
J  
G  
B

g  
b  
e  
s  
x  
j

### 2 - Look and circle :-



lake  
bird



fork  
pot



hat  
mat



pencil  
eraser



feet  
fan


### 3 - Look at the pictures and unscramble the words :-



upyp  
- - - -



fna  
- - -



agot  
- - - -



ttneki  
- - - - -

### 4 - Listen and number the pictures :-

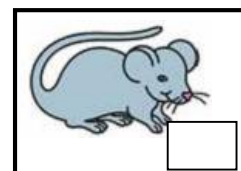

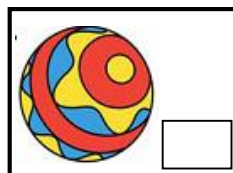
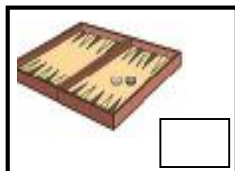
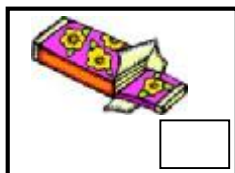
1 - mouse

2 - game

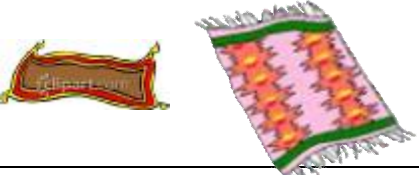
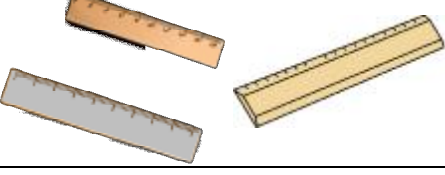



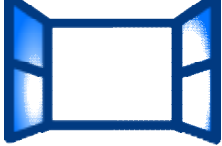
3 - gum

4 - ball

5 - turkey






### 1 – Answer the questions :-

		
How many mats ?	How many rulers ?	How many sheeps ?
.....	.....	.....
		
How many vases ?	How many telephones ?	How many windows ?
.....	.....	.....



### 2 – Listen and fill the gaps :-

Kareem :-	Ouch !
Mona :-	Are .....okay ?
Kareem :-	I think .....

### 3 - Listen and write the missing vowel :-

			
ch – ir	g – m	g – rl	d – or

### 4 – Look and write :-

	
Are you cold ?	What is that ?
.....	.....

الرقم السري (A) Listening 10 marks

## 1 -Listen and write the missing vowel:- (5 marks - one mark each)

b – y	p – ppet	v – t	p – ano	b – g
-------	----------	-------	---------	-------

5







## 2- Listen and fill in the gaps :- (5 marks - two and half marks each)

1 -	Good morning
2 -	Hello ! How .....you ?
3 -	Fine , thank .....

5






(B) Reading 10 marks

## 3 – Match ( A ) with ( B ) :- (5 marks - one mark each)

A	B
1. pin	
2. fan	
3. cake	
4. desk	
5. duck	
	

5

## 4 – Look and circle :- (5 marks - one mark each)

				
teacher	eraser	boy	fork	flower
farmer	pencil	girl	box	tree



5

**5 – Unscramble and write :- (3 marks - one mark each )**

		
ouesh	kcki	loemn
- - - - -	- - - - -	- - - - -

3

**6 – Look and write :- (3 marks - one mark and half each )**

	
1 – What is this ?	2 – Is he hot ?
.....	.....

3

**7 - Punctuate the following :- (2 marks - one mark each )**

this is a lake
.....

2

**8 – Copy the following sentences : - (2 marks - one mark each )**

1.	What is this ?
	.....
2.	What is that ?
	.....

2

(A) Listening 10 marks  
الرقم السري

## 1 -Listen and write the missing vowel:- (5 marks - one mark each )

n – t	m – p	m – lk	mo – se	er – ser
-------	-------	--------	---------	----------

5







## 2- Listen and fill in the gaps :- (5 marks - two and half marks each )

1 -	Ouch!
2 -	Are you .....?
3 -	I think .....

5






(B) Reading 10 marks

## 3 – Match ( A ) with ( B ) :- (5 marks - one mark each )

A	B
1. present	
2. nest	
3. milk	
4. net	
5. moon	
	

5




## 4 – Look and circle :- (5 marks - one mark each )

				
hat	pie	book	seven	desk
pot	pen	ruler	eleven	table

5





**5 – Unscramble and write :- (3 marks - one mark each )**

		
epshe	nus	aerethc
- - - - -	- - -	- - - - -

3

**6 – Look and write :- (3 marks - one mark and half each )**

	
1 – What is this ?	2 – Are you a vet ?
.....	.....

3

**7 - Punctuate the following :- ( 2 marks - one mark each )**

this is a bird
.....

2

**8 – Copy the following sentences : - ( 2 marks - one mark each )**

1.	Here you are .
	.....
2.	How are you ?
	.....

2