

ENGLISH

# HOMework

GRADE 6



NAME: .....

SCHOOL: .....

Day:.....

Unit "1" my summer holiday period "1

date:.....

الدرس الاول	يتعرف على معاني الكلمات الجديدة وطريقة نطقها بشكل صحيح	الوقت المخصص: ١٥-١٠ دقيقة
الأهداف	يتعرف على الفكرة العامة للدرس.	
	يقرأ الدرس قراءة جهرية بعد الاستماع للنص	



1. Listen and say: امسح الباركود ثم استمع وردد كلمات الدرس

Accident حادث	Awful فظيع	back يرجع	Bang يتأذى	Call ينادي- يستدعي	Crash يصطدم	Fall يسقط
miss يفتقد	Stairs سلالم	Still لا يزال	summer camp مخيم صيفي	Tired متعب		

2. Match the words with their pictures:

1. stairs	2. summer camp	3. accident	4. tired	5-fell	6-awful
( )	( )	( )	( )	( )	( )

3. Choose the correct word: اختر الاجابة الصحيحة:

- Rania felt very (sad - happy) seeing Amy.
- Amy fell down the stairs and broke her (arm - leg).
- Amy slept at the summer camp in (a tree house - her friend's house).
- Amy's friends wrote their (jobs - names) on her arm.



4. Listen and say: استمع لقراءة الدرس جيداً ثم رده

Food for thought

5-Match the pictures with the correct sentences:

1- Amy's friends wrote their names on her arm.	
2- Amy and Ben had a nice time at the summer camp.	
3- Amy fell down the stairs of the tree house and crashed into the flowers.	
4- Amy went to the hospital.	

Day:..... Unit "1" my summer holiday period "2" date:.....

الوقت المخصص: ١٥-١٠ دقيقة	قراءة الكلمات بشكل صحيح.	الدرس الثاني
	قراءة النص قراءة جهرية صحيحة.	الأهداف
	قراءة النص للحصول على معلومات جديدة.	

1. Match the syllables to get a word: صل المقاطع ببعضها لتكوين كلمة صحيحة:

	First syllables		Second syllables	The word
1.	aw		dent	
2.	ti	1	ful	awful
3.	acci		camp	
4.	Summer		red	

2. Match the words with the same rhyme: صل الكلمة بأخرى على نفس الوزن:

1. bang	2. fall	3. crash	4. still	5. camp
( )	( )	( 1 )	( )	( )
trash	lamp	sang	ball	ill




3. Listen and repeat the passage on page 4.

تمرّن علي قراءة الدرس قراءة صحيحة

4. Read the pictures on page 4 to complete the text: أكمل النص بالكلمات المناسبة:

- 1- Amy and Ben come back to ----- (Picture 1)
- 2- Amy fell down the ----- of the tree house and broke her ---- (Picture 2)
- 3- Amy's friend called the teacher and Amy went to the----- (Picture 3)
- 4- Amy's arm doesn't ----- anymore. (Picture 4)



- 1- Make new words from ( accident) ----- - ----- - -----

Day:..... Unit "1" my summer holiday period 3 date:.....

الوقت المخصص: ١٥-١٠ دقيقة		الدرس الثالث
	يجيب عن أسئلة فاهمة عن الدرس بطريقة صحيحة	الأهداف

Read the text and answer the following questions:

Amy and Ben spent their holiday in a Summer camp. Amy was tired. She had an awful accident. She fell down the stairs of a tree house and broke her arm. Her friend Ann called a teacher and went to the hospital. Amy and Ben still had fun on their holiday. Amy`s friends wrote their names on the plaster of her arm. Amy and Ben came back to Palestine . Their friends, Omar and Rania missed them a lot.

**1. Choose:**

- 1- Amy and Ben spent their holiday in a (winter - summer) camp.
- 2- Ann called the teacher and went to (hospital - home).

**2. Tick (/) or (X):**

1. Amy and Ben didn't have fun on their holiday. ( )
2. Rania and Omar missed Amy and Ben a lot. ( )

**3. Answer:**

1. Who had an awful accident? -----
2. What did Amy's friends write on her arm? -----

**4. Get from the texts:**

1. A country : ----- a part of the body: ----- A place: -----
2. The meaning of "terrible" = ----- "return"= -----
3. A word that rhymes with "sun": ----- "three": -----
4. The underlined pronoun "them" refers to: -----

Food for thought



scan the code , read about others summer holiday and answer the questions

.....  
.....

Write two questions about the text page "4"

.....?  
.....?

Day:..... Unit "1" my summer holiday Period 4 date:.....

الوقت المخصص: ١٥-١٠ دقيقة	استخدام كلمات الوحدة في سياقات جديدة.	الدرس الرابع
	قراءة النص قراءة جهرية صحيحة.	الأهداف
	يستخدم الطالب زمن الماضي البسيط.	

1. Complete with the correct words:

( accident - banged - tired - camp - awful )

1. I worked a lot and I felt -----.
2. The children went to a ----- on their summer holiday.
3. Amy had an ----- and broke her arm.
4. Amy crashed into the flowers and -----her head and arm.
5. How -----!

2. Complete the table with past verbs

fall	fell
write	-----
come	-----
go	-----
has	-----

3. Choose the correct answer:

1. Amy and Ben- ( come came ) back to Palestine last week.
2. Amy ( breaks - broke) her arm.
3. Ann ( called - call) the teacher and Amy ( go - went) to the hospital.

Classify: ( broke - fell - banged - crashed - went- missed )

Regular past verbs	Ir-regular past verbs

Food for thought

Use these words in sentences from your own ( accident - fell -tired - crashed - awful - banged )

.....

.....

.....

Day:.....

Unit 1 my summer holiday period "5"

Date:.....

الوقت المخصص : ١٠-١٥ دقيقة		الدرس الخامس
	ان يتقن الطالب استخدام زمن الفعل الماضي البسيط	الاهداف
	يكون سؤال في زمن الماضي البسيط	

### 1-Choose the correct answer:

- 1- Amy and Ben (come - came ) back to Palestine last summer.
- 2- We (play - played ) basketball yesterday.
- 3- She (had - has) an accident last summer.
- 4- My mum (is - was ) very tired last week.
- 5- Amy (fell - fall ) down the stairs of the tree house last summer.
- 6- Amy (break - broke) her arm last summer.
- 7- Ann (heard - hear ) me fall last summer .

### Match "A" with "B" : صل العمودين :

"A"	"B"
1-Did you have an accident in the summer?	Yes, we had lots of fun.
2- Where did you go in the summer holiday?	No, I did not.
3-Did you have fun last summer holiday?	We went to a Summer camp.

### 3-Do as shown between brackets:

- 1- at/ accident /Sami /had /school/ an . ( Re-arrange )
- 2- when did amy break her arm (Punctuate )
- 3- Went come said fell ..... ( Odd one out )



Food for thought

scan the QR and complete the questions with correct words



Day:.....

Unit 1 my summer holiday period "6"

Date:.....

الدرس السادس	يستمتع الطالب للنص ويجيب عن الأسئلة	الوقت المخصص: ١٠-١٥ دقيقة
الأهداف	يتحدث عن عطلة الصيف	



1- Scan the QR , listen and answer: امسح الباركود استمع وأجب عن الأسئلة

Look at Amy's arm. She broke it at summer camp. She was tired. She fell down the stairs. She banged her head and arm. She crashed into the flowers. It was an accident. It was awful! Ann called our teacher. Amy went to hospital.

- 1 - Who's talking? .....
- 2 -Who's he talking about?.....
- 3 -What happened to Amy?.....
- 4 -Where did she fall? .....
- 5 -Where did Amy go? .....

2- Complete the dialogue : (broke - summer - Amy - Hello - happened - did)

Rania : Hello, .....

Amy : ....., Rania.

Rania : Did you have a nice time at .....camp?

Amy : Yes, I .....

Rania : Oh dear, What .....to your arm?

Amy : I fell down and ..... it.

3- Match:صل

1-What happened to Amy?	Yes, she did.
2-How did Amy break her arm?	Amy fell at the summer camp.
3-Where did Amy fall?	Amy fell down the stairs.
4-Did Amy go to the hospital?	Amy had an accident.



Food for thought

scan the QR, listen to the chant and repeat: امسح الباركود استمع وردد

Add two lines to the chant page "9"

.....

Day: ..... Unit 1 my summer holiday period "7" date: .....

الدرس السابع	يمارس الطالب الكتابة الصحيحة لكلمات الوحدة.	الوقت المخصص: ١٠-١٥ دقيقة
الأهداف	يكتب الجمل بشكل صحيح باستخدام علامات الترقيم. يرتب الكلمات لتكوين جمل صحيحة.	

### 1-Re- arrange the sentences: أعد ترتيب الكلمات لتكوين جمل صحيحة

- 1- did/ where/ Amy / break /her arm?  
.....
- 2- fell/ down / She / and broke / the stairs / her arm.  
.....

### 2-Punctuate the following sentences : ضع علامات الترقيم

- 1-amy broke her arm last summer  
.....
- 2-she fell down the stairs  
.....
- 3-where did amy go.....

### 3-Hand writing : اكتب بخط جميل

crash	bang
awful	Summer camp
accident	back
miss	tired
still	call
Stairs	Fall

Food for thought

Use these words in sentences:

Accident..... stairs .....  
Call ..... Crash .....



Day:.....

Unit 1 my summer holiday period "8"

Date:.....

الوقت المخصص: ١٠-١٥ دقيقة	يكتب الطالب الكلمات غيبا.	الدرس الثامن
	يكتب الطالب قصة حدثت معه اجازة الصيف الماضي	الأهداف

### 1-Re- arrange the letters and write the words :

				
racsh	afll	wafllu	itrde	tairs

### 2-Complete with correct words : أكمل بالكلمة المناسبة

1-Rania and Omar .....their friends Amy and Ben.

2 Ben and Amy went to .....camp last summer.

3 Amy said 'My arm doesn't..... hurt.'

4 Omar said 'How .....!'

5 Amy ..... down into the flowers.

### 3-Find the 10 mistakes in the following passageجد العشر أخطاء في القطعة التالية

I have a accident last summer. i fall down the saitr and crash my arm . my friends missed me . they visit me at the hospital and write their names on my arm.

Food for thought

اكتب قصة حدثت معك اجازة الصيف الماضي . Write a story that happened in your last Summer holiday

Day:.....

Unit "2" Good friends period 1

Date:.....



الدرس الأول	يتعرف الطالب على معاني الكلمات الجديدة وطريقة نطقها.	الوقت المخصص: ١٠-١٥ دقيقة
الأهداف	يتعرف على الفكرة العامة للدرس. يقرأ الدرس قراءة جهرية بالتكرار.	



1- Listen and repeat: امسح الباركود للاستماع للكلمات

anyone	argue	but	cry	Give back	Go away
أي شخص	يجادل	لكن	يبكي	يرجع	ارحل
invite	lend	problem	quiz	share	someone
يدعو	يعير	مشكلة	اختبار قصير	يشارك	شخص ما
					Understand
					يفهم

2-Write the words under the correct pictures: اكتب الكلمة تحت الصورة المناسبة:

					
.....	.....	.....	.....	.....	.....

3- Choose the correct word: اختر الاجابة الصحيحة:





- Rania was crying. She had a (home - problem).
- Fatima gave back (Amy's - Rania's) book.
- Ben was sad. Bilal said to him (go away - Thank you).
- Ben and Omar wanted to play (tennis - basketball).



4- Listen and say امسح الباركود ثم استمع لقراءة الدرس جيدا وردد:

Food for thought

5- Match the pictures with the sentences: صل الصور بالجمال المناسبة:

1- 	( )	Samir doesn't understand why his brother won't share his toys with him.
2- 	( )	Mum said, 'Don't push in!' The baby is crying.
3- 	( )	The quiz says I am a good friend.
4- 	( )	Is there anyone you want to invite to your party.

Day:.....

Unit "2" Good friends - Period 2

Date:.....

الوقت المخصص: ١٥-١٠ دقيقة	قراءة الكلمات بشكل صحيح.	الدرس الثاني
	قراءة النص قراءة جهرية صحيحة.	الأهداف
	قراءة النص للحصول على معلومات جديدة.	

**1-Match the syllables:** وصل المقطع مع المقطع المكمل:

First syllable		Second syllable	The word
go		stand	.....
under		one	.....
any		away	.....

**2- Match the words with the same rhyme:** صل الكلمة بأخرى على نفس الوزن:

1- try	2- send	3- nut	4- lack	5- care
( )	( )	( )	( )	( )
lend	cry	back	share	but



**3- Listen and repeat the text on page 12:** قم بمسح الكود وردد النص صفحة 12 من الكتاب المدرسي

**4- Look at page 12 then finish the following sentences:** انظر الى الصور صفحة 12 بالكتاب المدرسي وأكمل الجمل

- 1-Rania was ..... She had a ..... (Picture 1)
- 2-Fatima ..... Rania's favorite book . (Picture 2)
- 3- Ben was sad. Bilal said to Ben '.....' (Picture 3)
- 4- Omar ..... Bilal to play. They wanted to play basketball. (Picture 4)

**5-Circle the odd one out:** ضع دائرة على الكلمة المختلفة:

share	understand	cry	but
quiz	argue	anyone	someone

Food for thought

Make new words from ( understand)

.....

.....

.....

Day:.....

Unit "2" Good friends -Period 3

Date:.....

الدرس الثالث	أن يقرأ الطالب الدرس للبحث عن معلومات محددة.	الوقت المخصص: ١٥-١٠ دقيقة
الأهداف	يجيب عن أسئلة فاهمة عن الدرس بطريقة صحيحة	

**1-Read the text to answer the following questions:** اقرأ النص ثم أجب عن الأسئلة:

Rania had a problem. She was crying. She lent Fatima her favorite book but she left it at home. Fatima give back Rania's book. They were friends again. Ben was very sad. Bilal said to him 'go away'. Ben and Omar wanted to play basketball. Omar invited Bilal to play. Ben and Bilal were friend again.

**A- Answer the following questions:**

1-What did Fatima do to Rania?

.....

2- Who invited Bilal to play ?

.....

**B-Choose the correct answers:** اختر الاجابة الصحيحة:

1-Rania had a ..... (crying- problem - favourite)

2-Fatima ..... Rania's book. (give back - anyone - share)

3- Bilal said to Ben ..... (Thank you - welcome - go away)

4- Omar .....Bilal to play. (share - invited- find)

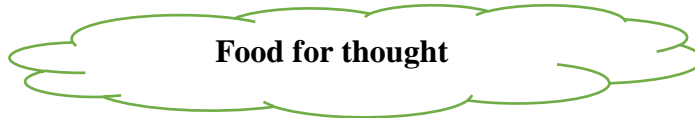
**C- Get from the text:** استخرج من النص:

1-The opposite of (take) X ..... (happy) X ..... (right) x.....

2- Words rhyme with (bad) :..... (clay): .....

3- The underlined pronoun (she) refers to: .....

4- place: ..... 5- sport: .....



قم بمسح الباركود لمشاهدة فيديو عن الأصدقاء. Watch the video and write about your good friend. الصالحين.

.....

.....

Write two questions about the text page"12":

.....?.....?

Day:.....

Unit "2" Good friends-Period 4

Date:.....

الوقت المخصص: ١٥-١٠ دقيقة	يستخدم الكلمات في سياقات جديدة.	الدرس الرابع
	قراءة النص قراءة جهرية صحيحة.	الأهداف
	يستخدم الطالب زمن الماضي البسيط.	

**1- Complete with the correct word:** أكمل الجمل التالية بالكلمات المناسبة:

{share - argue - quiz - someone - lend}

A-Omar .....his favorite book to Rami.

B-You can find ..... nice to play with.

C-Good friends .....their things.

D-Bad friends always .....

E-Amy and her friends did a ..... about good friends..

**2-Circle the odd one out:** حوّل الكلمة المختلفة

A- lent - shared - cried - argue.

B-give - take - invite - lent.

C-lend - share - invite - argue.

D -don't understand - argue - hate - share.

**3-Choose the correct answer:** اختر الإجابة الصحيحة

a-Rania ( was - were) sad.

b-Fatima (was - were) not a good friend .

c-Ben and Bilal (was - were) good friends.

**4-classify:** صنف { argued - lent - left - invited - gave - shared }

Regular past verbs	Ir-regular past verbs

Food for thought

Use these words in sentences from your own ( lent - argue -someone - invite - quiz )

.....

.....

.....

Day:.....

Unit "2"Good friends period "5"

date:.....

الدرس الخامس	أن يتقن الطالب استخدام زمن الفعل الماضي البسيط	الوقت المخصص : ١٠-١٥ دقيقة
الاهداف	يكون سؤال في زمن الماضي البسيط	

**1. Choose the correct answers:** اختر الاجابة الصحيحة

- 1- Rania ( lend - lent ) Fatima her favourite book yesterday.
- 2- Bilal ( say- said ) to Ben , ' Go away ' yesterday.
- 3- Omar ( invite - invited ) Bilal to play basketball yesterday.

**2-Complete the sentences with the correct verb forms:** أكمل باستخدام الفعل التصريف المناسب للفعل

1. Rula ------(tell) Omar about Bilal yesterday.
2. Rania -----(lend) Fatima book last Monday.
3. Omar -----(invite) Bilal last night .

**2-Do as shown between brackets:** افعل كما هو مطلوب بين القوسين

1-Did Rania lend Fatima a book? ( √ ) [ Answer]

2- did-What-do-Omar? ( re- arrange)

3- What did Bilal said? ----- - ( correct the mistakes)

4-She [ lend -lent] Fatima her book yesterday. ....[ Choose]

**3-Match "A" with "B"**

"A"	"B"
1-Did you go to the zoo?	I went to the beach.
2-Did you enjoy your time?	I played with my friends
3-What did you do on the beach?	Yes, we had fun.
4-Where did you go last summer?	Yes, we went to the zoo.

Food for thought

5- Write 3 sentences about what did you do in the summer holiday:

---



---



---

Day: .....

Unit "2" Good friends period "6"

Date: .....

الوقت المخصص: ١٥-١٠ دقيقة		الدرس السادس
	يستمع الطالب للنص ويجيب عن الأسئلة	الأهداف
	يتحدث عن أصدقائه الجيدين	



1- Scan the QR Listen and answer the following questions: امسح الباركود استمع ثم أجب عن الأسئلة

*I don't like my friends arguing. It's a problem when they argue. Bilal said 'Go away' to Ben. Ben was very sad and he cried. It is not nice when someone makes my friend cry. Ben and I played basketball.*

*I asked Bilal to play basketball with us. Bilal said sorry to Ben. I don't want Bilal to say bad things again.*

- A) Who's talking? .....
- B) What's the problem? .....
- C) What did Bilal do to Ben? .....
- D) How did that make Ben feel? .....

3-Complete the dialogue: أكمل الحوار بالكلمة المناسبة:

(Good Morning- invite - go away- sorry- Omar- basketball- sad)

Ben: Good morning ,-----.

Omar:-----Ben.

Omar: Why are you -----,Bilal?

Bilal: Ben said to me "-----."

Omar : Let's play-----,Ben.

Ben: let's -----,Bilal. I'm-----Bilal.



Scan the QR listen and repeat: امسح الباركود استمع و ردد

Food for thought

Add two lines to the chant on page 17:



zawaf orf anocme ai breif boog A  
ay abnabebu orf anocme ai breif boog A  
breif a al agnif breif al breif uo?  
breif boog a rife agnif al breif uo?  
yo al anoyas breif breif uo?  
lameldeg wem breif breif boog



Day:.....

Unit "2" Good friends -Period 7

Date:.....

الدرس السابع	يمارس الطالب الكتابة الصحيحة لكلمات الوحدة.	الوقت المخصص: ١٠-١٥ دقيقة
الأهداف	يكتب الجمل بشكل صحيح باستخدام علامات الترقيم.	
	يرتب الكلمات لتكوين جمل صحيحة.	

### 1-Write correctly: اكتب بطريقة صحيحة

1 -rania needed her book but fatima didn't understand

.....

2-ben argues with bilal but omar wants them to be friends again

### 2-Do as shown between brackets: افعل كما هو مطلوب بين القوسين

a-. Rania needed her book. Fatima didn't understand. (Join with: but)

-----

b- Rania ( ask) for her book yesterday. (correct)

-----

c- left- at - the book - home - Fatima (Re-arrange)

-----

### 3-Practise your handwriting

quiz lend share invite understand argue

-----

give back go away problem someone cry anyone

-----

Good friend but

-----

Food for thought

### Think and answer the riddles :

1-when friends are not happy and don't want to talk with each other's it`s a -----

2-you do this to a friend when you have a party -----

3-you can do this with a packet of sweets .....






Day:.....

Unit "2" Good friends -Period 8

Date:.....

الوقت المخصص: ١٥-١٠ دقيقة	يكتب الطالب الكلمات غيبا.	الدرس الثامن
	يكتب الطالب اختبار الصداقة بنفسه	الأهداف

### 1-Re-arrange the scrambled letters: أعد ترتيب الحروف لتكوين كلمات صحيحة

				
Cyr	asreh	dnle	uziq	veitni
-----	-----	-----	-----	-----

### 2-Read and complete the sentences with the correct words: اكمل الجمل التالية بكلمات مناسبة

- a) I need to----- the book.
- b- Ben don't -----I know it's a -----.
- c- I -----my friends to my party.
- d- You need to -----a problem.
- e- I feel sad when someone----- with me

### 3-Read the quiz and find the 5 mistakes:

You are a good daughter/ son when you ...

1-How much times do you help you mum in the kitchen?

1-2 3-4 5-6

2-Do you tidy up you room

Yes No

3-how many times do bring flowers to your mum ?

sometimes never

Food for thought

You are a good sister / brother when ..... ( make your own quiz)

.....

.....

.....

Day:.....

Unit "3" Summer adventures period "1"

Date:.....

الدرس الأول	يتعرف الطالب على معاني الكلمات الجديدة وطريقة نطقها.	الوقت المخصص: ١٥-١٠ دقيقة
الأهداف	يتعرف على الفكرة العامة للدرس. يقرأ الدرس قراءة جهرية بالتكرار.	



1- scan the QR and repeat: Listen , امسح الباركود للاستماع للكلمات

chase	burst	adventure	Turn over	thirteenth	fourteenth
يطارد	ينفجر	مغامرة	ينقلب	الثالث عشر	الرابع عشر
fifteenth	sixteenth	seventeenth	eighteenth	nineteenth	twentieth
الخامس عشر	السادس عشر	السابع عشر	الثامن عشر	التاسع عشر	العشرون

2- Write the words under the correct pictures: اكتب الكلمة تحت الصورة المناسبة:

.....	.....	.....	.....	.....	.....

3- Choose the correct word: اختر الاجابة الصحيحة:

- We had a great (chase - adventure) last summer.
- Two wheels (burst - turned over) while we were driving home back.
- The wolf was (chasing - running) the sheep.
- Omar was riding a bike in Jericho on the (fourteen - fourteenth) of August.
- Amy was going down the river (when - which) the boat turned over.



4- Listen and say: امسح الباركود ثم استمع لقراءة الدرس جيدا وردده:

Food for thought

5- Match the pictures with the sentences: صل الصور بالجمال المناسبة:

1-	( )	Amy had an adventure on the 13 <sup>th</sup> of August in England.
2-	( )	A wolf was chasing the sheep when they ran away.
3-	( )	Amy's family went horse riding on the 30 <sup>th</sup> of August.
4-	( )	Omar went to Jericho and won a bike race.

Day:.....

Unit "3" Summer adventures - Period 2

Date:.....

الدرس الثاني	قراءة الكلمات بشكل صحيح.	الوقت المخصص: ١٥-١٠ دقيقة
الأهداف	قراءة النص قراءة جهرية صحيحة.	
	قراءة النص للحصول على معلومات جديدة.	

**1-Match the syllables:** وصل المقطع مع المقطع المكمل:

First syllable		Second syllable	The word
fif		ents	.....
Eng		teenth	.....
par		land	.....

**2- Match the words with the same rhyme:** صل الكلمة بأخرى على نفس الوزن:

1- feel	2- lent	3- keep	4- then	5- ways
( )	( )	( )	( )	( )
days	wheel	sheep	sent	when

**3- Listen and repeat the text on page 20:** قم بمسح الكود وردد النص صفحة ٢٠ من الكتاب المدرسي



**4- Look at page 20 then finish the following sentences:** انظر الى الصور صفحة ٢٠ بالكتاب المدرسي وأكمل الجمل:

- Two of the car wheels ..... (Picture 1)
- Amy had an ..... in England. (Picture 2)
- Omar went to Jericho and won a ..... (Picture 3)
- The clever horses took the family back to the ..... (Picture 4)

**5-Circle the odd one out:** ضع دائرة على الكلمة المختلفة:

11 <sup>th</sup>	12 <sup>th</sup>	20 <sup>th</sup>	15
first	four	five	twenty
thirtieth	fifteenth	sixteen	twentieth

Food for thought

Make new words from (adventure) .....

Day:.....

Unit "3" Summer adventures -Period 3

Date:.....

الدرس الثالث	أن يقرأ الطالب الدرس للبحث عن معلومات محددة.	الوقت المخصص: ١٠-١٥ دقيقة
الأهداف	يجيب عن أسئلة فاهمة عن الدرس بطريقة صحيحة	

**1-Read the text to answer the following questions:**

Omar had an adventure on the 14<sup>th</sup> of August. He went to Jericho and won a bike race and was very happy. Amy had an adventure on the 13<sup>th</sup> of August in England. She was going down the river when the boat turned over. Her shoes floated in the water. Amy's family went horse riding on the 30<sup>th</sup> of August in England when they lost their way. The clever horses took them back to the farm.

**A-Answer the following questions:**

1-Did Omar have the bike race in Hebron?

.....

2- What happened to the boat?

.....

**B-Choose:**

1-Amy's family went horse riding in ..... (England - Palestine - Egypt)

2- Amy had an adventure on the ..... of August. (third - thirteen - thirtieth)

3- Omar won a ..... Race. (car - bike - horse)

4- Omar had an adventure on the 14<sup>th</sup> of ..... (June - July - August)

**C- Get from the text:**

1-The opposite of (sad) X ..... (stupid) X ..... (found) x.....

2- Words rhyme with (look) : ..... (arm): .....

3- The underlined pronoun (He) refers to: .....

4- A country: ..... 5- A city: .....

6- A month: ..... 7- An animal: .....

Food for thought

Write 2 questions about the reading text page "20"

.....?

.....?

Day:.....

Unit "3" Summer adventures -Period 4

Date:.....

الدرس الرابع	يستخدم الطالب الكلمات في سياقات جديدة.	الوقت المخصص: ١٥-١٠ دقيقة
الأهداف	قراءة النص قراءة جهرية صحيحة.	
	يستخدم الطالب was /were بشكل صحيح	

**1- Complete with the correct word:** أكمل باستخدام الكلمة المناسبة:

(burst - cashing - camping - adventure - seventeenth)

- a-Amy had an ----- in the river. It was great.  
 b-The wheel of my car -----.  
 c-The cat was ----- the mouse when it fell down.  
 d-We had an exciting adventure on the ----- of July.  
 e-Last summer the family went ----- in a nice valley.

**2-Circle the odd one out:** حوّل الكلمة الشاذة:

- a-horse - wheel - sheep - wolf  
 b-interesting - amazing - exciting - riding  
 c-England - Jericho - Gaza - Jerusalem  
 d-thirteenth - nineteenth - twelve - twentieth

**3-Choose the correct answer:** اختر الإجابة الصحيحة:

- a-I (was - were) driving my car when the wheels burst.  
 b-We (was - were) hiking when we saw the birds.  
 c-I was doing my homework (when - while) my father came.

**4-Answer the following questions:** أجب عن الأسئلة التالية:

a-What did the wolf do?

-----

b-What happened to Amy's boat?

Food for thought

Use these words in sentences ( adventure / burst / chase / turn over )

1) -----

3 -----

2)-----

4 -----

-

Day:.....

Unit "3" Summer adventures -Period 5

date:.....

الدرس الخامس	استخدام زمن الماضي المستمر في السياق الصحيح	الوقت المخصص: ١٥-١٠ دقيقة
الأهداف	تكوين سؤال باستخدام الماضي المستمر بشكل صحيح	

**1-Correct the underlined mistake:** صحح الكلمة التي تحتها خط

- a-The wolf were chasing the sheep when they ran away. (\_\_\_\_\_)
- b-It was rained when Amy and Ben went in the river. (\_\_\_\_\_)
- c-The sheep were eating when the wolf chasing them. (\_\_\_\_\_)
- d-Omar were riding his bike. (\_\_\_\_\_)

**2-Choose the correct answers:** اختر الاجابة الصحيحة

- a-Amy (**was - were - are**) doing her homework.
- b-The sheep (**was - were - is**) running when the wolf chased them.

**3-Do as shown between brackets:** افعل كما هو مطلوب بين القوسين

- a-Omar was riding his bike. He fell off. (use: **when**)

- b-Did you have an adventure last summer? (**Answer**)

**Match "A" with " B":** صل العامودين

"A"		"B"
1-What were you doing in the river?		They were hiking last Summer.
2-Where were Omar running last year?		I was playing in my boat.
3-When were the family hiking?		He was running in Jericho.

**Answer:**

What were you doing when

Food for thought

1-Mum prepared lunch-----

2-Dad came home -----

3-The bill rang -----

4- The power went out -----



Day:.....

Unit "3" Summer adventures -Period 6

Date:.....

الوقت المخصص: ١٥-١٠ دقيقة		الدرس السادس
	يستمتع الطالب لحوار عن مغامرة في اجازة الصيف ويجب عن الأسئلة.	الأهداف
	يتحدث الطالب عن مغامرات الصيف.	

### 1-Listen and answer the following questions:



Ben's mum: You were telling about your summer holiday. So what happened?  
Omar's mum: Oh what a start! We were going to the farm when one of the wheels of the car burst. And then a wolf chased the sheep. And the second wheel burst when we were driving home

Ben's mum: Oh no! Well Amy was playing in the river when her boat turned over. We were in England and the water was very cold. She stayed in bed three days.

Omar's mum: Oh and then Omar was riding his bike in a race in Jericho. He was looking at us when he fell off. But in the end we had a lovely time camping. We like camping, there were no accidents!

a) Who was talking?

b) What was Omar's mum doing when she told the story about the wheels?

c) What was Amy doing when she fell into the river?

d) What was lovely about Omar's family's summer? Why?

e) What happened to Amy after the accident?

### 3-Complete the dialogue:

(clever - happened - chased - adventures - turned over)

Rania: What a summer! We had lots of -----

Amy: Yes, I was playing in my boat when it -----

Rania: We were in our aunt's sheep farm when the wolf ----- them.

Amy: We were riding our horses when we lost our way.

Rania: Oh no! What ----- next?

Amy: The ----- horses took us back to the farm.

Food for thought



Scan the QR , listen and repeat .Add two lines to the chant on page 25:

Day:.....

Unit "3" Summer adventures -Period 7

Date:.....

الدرس السابع	يمارس الطالب الكتابة الصحيحة لكلمات الوحدة.	الوقت المخصص: ١٠-١٥ دقيقة
الأهداف	يكتب الجمل بشكل صحيح باستخدام علامات الترقيم.	
	يربط جمل في الماضي باستخدام When	

**1-Write correctly:** اكتب الجمل بطريقة صحيحة

a- What was ben doing

-----

b-amy went horse riding in england last august

-----

**2-Do as shown between brackets:** افعل كما هو مطلوب بين القوسين

a-Omar was riding his bike. He fell off.

(Join with: when)

-----

b- Amy (play) in a boat when it (turn over).

(correct)

-----

c- did - the adventure - When - happen?

(Re-arrange)

-----

d- she was playing in the river. Her boat turned over.

( use: when )

**3-Practise your handwriting:**

Thirteenth      fourteenth      fifteenth      sixteenth      seventeenth

-----

-----

eighteenth      nineteenth      twentieth      twenty-first      thirtieth

-----

-----

-----

when      chase      turn over      adventure      burst

-----

-----

-----

Food for thought

**Think and write the correct answers:**





My graduation date is on the day before my sister`s. Her graduation date in on the thirteenth of August. My date is on the-----

My friend got the second in the running race . My brother became after .....

Day:..... Unit "3" Summer adventures -Period "8" date:.....

الوقت المخصص: ١٥-١٠ دقيقة	يكتب الطالب الكلمات غيبا.	الدرس الثامن
	يستخدم الطالب الكلمات في جمل من تعبيره.	الأهداف
	يكتب الطالب عن مغامرة حدثت معه الصيف الماضي	

### 1-Re-arrange the scrambled letters:

				14 <sup>th</sup>
Urbts	schae	ntur ervo	readnetuv	tefoenthur
-----	-----	-----	-----	-----

### 2-Read and complete the sentences with the correct words:

- a-The sheep were running when the wolf ----- them.
- b- Amy's boat ----- in the river.
- c- We were camping on the ----- of August.
- d- Ben's family had an exciting -----
- e- I was driving when the wheel -----

### 3-Find the "10" mistakes then write the sentence:

my family was driving to the farm when its wheel burst. the family stays on the farm five day, they travelled in the fifteenth and left on the twenty-one of july. We had lots of fun

-----

-----

-----

Food for thought

Write an adventure that happened in your last summer holiday:

-----

-----

-----

-----

Day:.....

Unit "4" films I like period 1

date:.....


الدرس الأول	يتعرف الطالب علي معاني الكلمات الجديدة وطريقة نطقها.	الوقت المخصص: ١٠-١٥ دقيقة
الأهداف	-يتعرف علي الفكرة العامة للدرس. -يقرأ الدرس قراءة جهرية بالتكرار .	



1- امسح الكود و استمع ثم ردد الكلمات Use the QR to listen and repeat:

Attack	diver	fight	funny	Mouse	noise	other	Ox(oxen)	push	Safe
يهاجم	غواص	يقاتل	مسلح امضحك	فأر	ضوضاء	شي آخر	ثور(ثيران)	يدفع	امن
Together	while								
معا	بينما								

2-Write the corrects word under the pictures: اكتب الكلمة تحت الصورة المناسبة



3-Choose the correct answer اختر الإجابة الصحيحة

- 1- Amy told Rania about a (happy - funny) cartoon.
- 2- The dolphin rescued the (diver - driver).
- 3- The tiger (pushed - attacked ) the young ox.
- 4- The big green fish were (fighting- playing ).



4- امسح الباركود و استمع ردد ثم Scan the code listen and repeat

Food for thought

5-Match sentences with pictures: صل الجمل بالصور المناسبة



( )

( )

( )

1-The small fish hid while the big fish were fighting.

2- the dolphin pushed the diver into the boat.

3-the tiger attacked the poor ox.



Day:.....

Unit "4" films I like period "3"

date:.....

التوقيت : ١٥ دقيقة		الدرس الثالث
	*أن يقرأ الطالب النص للبحث عن معلومات محددة .	الأهداف

1-Read the text on page 31 then answer the following questions:

The children were watching films about animals. Amy watched a funny cartoon about a dog was chasing a cat and cat was chasing a mouse. The cat crashed into a tree. Omar told Ben about a rescue film. A dolphin pushed a diver to the boat because he was tired . the diver was safe.

A. Answer the following questions: أجب عن الاسئلة

1. Who watched a rescue film? \_\_\_\_\_
2. What was Amy's cartoon about? \_\_\_\_\_

B. Put (T) of (F): ضع علامة (✓) او (x)

1. The mouse was chasing the cat. ( )
2. The dolphin rescued the diver . ( )

C. Get from the passage: استخرج من النص

- 1- A job:..... A plant: ..... A TV programme.....
- 2-The meaning of (kids) =.....
- 3-Sea animal:.....
- 4-A word that rhymes with (sunny):.....
- 5-pulled X .....

Food for thought

Write two questions about the reading text page"28":

- 1.....?
- 2-.....?

Day: .....

Unit "4" Films I like period"4"

date:.....

الوقت المخصص: ١٠-١٥ دقيقة	أن يقرأ الطالب الكلمات ويستخدمها في السياق المناسب.	الدرس الرابع
	أن يقرأ الطالب العبارات قراءة جهرية .	الأهداف
	أن يستخدم الطالب الزمن الماضي المستمر while ان يستخدم الطالب	

1-Finish the following sentences: ضع الكلمة المناسبة المكان في المناسب

( diver - mouse - safe - while - together )

1- Oxen need to stay .....

2-Climbing high trees is not .....

3-It rained ..... We were playing in the street.

4-The ..... swims under the sea.

5-The .....likes cheese .

2-choose the correct words : اختر الاجابة الصحيحة :

1-While Amy ( was - were) writing her H.W. , her parents watched a film.

2-It rained ( when - while ) I was sleeping.

3-The big green fish ( were - was ) fighting.

4-The tiger ( attacks - attacked) the ox while it was eating.

Classify: صنف

{tiger / dolphin / diver / oxen}

In the sea	In the jungle

Food for thought

Use the following words in sentences from your own:

1- attack: .....

2- fight:.....

3- diver:.....

4- mouse:.....

5- Safe:.....

6- Oxen:.....

7- Push:.....



Day:.....

Unit 4 films I like period "5"

Date:.....

الدرس الخامس	ان يستخدم الزمن الماضي البسيط و الماضي المستمر	الوقت المخصص: ١٠-١٥ دقيقة
الأهداف	ان يربط بين جملتين باستخدام While	

1-Choose the Correct answer :- اختر الاجابة الصحيحة :-

- 1- Rania broke her leg (when- while ) she was skipping .
- 2- While Amy (was writing -wrote ) her homework, the telephone rang .
- 3- While The sheep (was- were) running , the wolf attacked them .
- 4- The small fish (hide -hid) while the big fish were fighting.

2-Join the sentences with " while " : اربط الجملتين باستخدام " while " :

1-We were watcing TV. My dad came

2-It rained. They were playing football .

3-Do as shown in brackets: افعل كما هو مطلوب بين القوسين

1- The divers watched the dolphin , while it (push) the diver. (Correct)

2-The cat crashed into tree . It was chasing the mouse. (use: while)

Match "A" with "B":

"A"	"B"
1- Where were Omar` s family going?	It was eating when a tiger attacked it.
2-what was the young ox doing?	They were driving to the farm.
3-what was the dolphin doing to the diver?	It was chasing a cat.
4-what was the cat chasing?	It was pushing the diver.

Food for thought



1- Scan the QR and do the task:

2-Answer the following questions use when and while:

a/ What happen while you were coming to school?

b/ What happened while you were answering the question?

Day:.....

Unit "4" Films I Like period 6

date:.....

الدرس السادس	يستمتع الطالب للنص ويجيب عن الأسئلة	الوقت المخصص: ١٠-١٥ دقيقة
الأهداف	يتحدث عن الأفلام التي يحبها	



1 Scan the QR and tick the correct sentences: امسح الباركود وأجب عن الاسئلة

Ben's dad: We were watching a great film about fish last night. While these big green fish were fighting a small orange fish ate the food.

Omar's dad: And the green fish didn't attack the small fish? We were watching a film about tigers. This tiger was very clever. It watched a young ox while it was walking away from the older oxen. Then it attacked the young ox while the older oxen were eating.

Ben's dad: How awful! But didn't the older oxen help the young ox?

Omar's dad: No, the tiger was very fast and the young ox couldn't move.

Ben's dad: Oh dear! How sad. Amy was watching a funny cartoon while I read the newspaper. She was laughing and making lots of noise but it was great to see her laugh. The cartoon was about a cat, a mouse and a dog. They were turning over chairs and lamps and making an awful noise.

Omar's dad: How funny

A) Amy's parents were watching a film about a great dolphin.( )

A) The green fish didn't attack the small fish ( )

B) The tiger was very clever ( )

C) The young ox was near the older oxen ( ) .

D) The older oxen helped the young ox ( )

E) Amy watched a funny cartoon while her dad was reading a book.( )

3-Complete the dialogue: اكمل الحوار بالكلمة المناسبة

{rescue /wonderful / Hello / a diver/ pushed /Omar/ Really }

Ben	Omar
Hello, .....	.....,Ben.
What did you last night?	I watched a ..... film.
.....? It looks great!	Yes, It's about a dolphin that saved.....
How did the dolphin do that?	It..... the diver into the boat
How.....!	

Food for thought



Scan the QR listen to the chant and write 2 other lines

.....

Day:.....

Unit "4" Films I Like period "7"

Date:.....

الوقت المخصص: ١٥-١٠ دقيقة	يمارس الطالب الكتابة الصحيحة لكلمات الوحدة.	الدرس السابع
	يكتب الجمل بشكل صحيح باستخدام علامات الترقيم.	الأهداف
	يربط جمل في الماضي باستخدام When	

1- Write Correctly: استخدم علامات الترقيم

1. rania's parents were watching tv.

2. stop the noise

3. why was the man angry

2- Re-arrange: رتب الجمل

1. Burst - while - the family - wheels - were - the -to- the farm - driving .

2. Need - safe - together - oxen -stay - be - to

3- Hand writing : اكتب بخط جميل

together	attack	
noise	Other	
fight	Push	
funny	While	
diver	Ox	
mouse	oxen	

Food for thought

Write sentences using these words { mouse- funny-diver - together }

1/..... 2/.....  
3/..... 4/.....

Day:.....

Unit "4" Films I Like period 8

Date:.....

	يكتب الطالب الكلمات غيبا	الدرس الثامن
	يستخدم الطالب الكلمات في جمل من تعبيره.	الأهداف
	يكتب الطالب عن فلم شاهده مع عائلته.	

### 1-Read and complete the sentences: اكمل الجمل بالكلمات المناسبة

1.We mustn't make any



..... at night.

2.The cat likes



chasir the .....

3.The .....

can go under the sea.



4 .we shouldn't.....



because we are stronger.....

### 2-Re arrange the scrambled letters to form words: اعد ترتيب الحروف لتكوين كلمات مفيدة

1-ttacka :.....

2- shpu : .....

3- fesa .....

### 3-Find the (10 ) mistakes in the following paragraph and Re-write it

my parents watch a film about clever fish while i was do his homework. While  
The green fish were fight the small fish take them food . while it was eat it hide  
under the rock.

.....  
.....  
.....

Food for thought

Write about a documentary film you watched with your family on TV.

.....  
.....  
.....

Day: ..... Unit "6" Healthy Food period "1" Date: .....

الدرس الأول	يتعرف الطالب على معاني الكلمات الجديدة وطريقة نطقها.	الوقت المخصص: ١٠-١٥ دقيقة
الأهداف	يتعرف على الفكرة العامة للدرس. يقرأ الدرس قراءة جهرية بالتكرار .	



1-Use the QR to listen and repeat: امسح الكود و استمع ثم ردد الكلمات

Good advice	Because	A little	bottom	burger	Fizzy drinks	fried	Food pyramid	prefer	soup
نصيحة جيدة	لسبب	القليل	أسفل	برجر	مشروبات غازية	مقلي	الهرم الغذائي	يفضل	شوربة
Should	sweet	top							
يجب	حلو المذاق	أعلى							

2-Write the corrects word under the pictures: اكتب الكلمة تحت الصورة المناسبة



3-Choose the correct answer اختر الإجابة الصحيحة

- 5- Burgers and fried food are (healthy - unhealthy) food.
- 6- You can see ice-cream and sweet at the (top - bottom) of the food pyramid.
- 7- You (should - shouldn't ) eat lots of burger.
- 8- You should eat rice and meat (because- and ) they make you strong.



4- Scan the code listen and repeat امسح الباركود و استمع ثم ردد

Food for thought

5-Match sentences with pictures: صل الجمل بالصور المناسبة



( )

( )

( )

( )

- 1-Mr. Ali`s class are talking about the food pyramid.
- 2- Ben tells Amy what food she should and shouldn't eat.
- 3-Amy, Ben ,Omar and Rania are getting the picnic ready.
- 4-Omar`s family are having meal. Rania`s dad says they should eat fruit and vegetables.

Day:.....

Unit "6" Healthy Food period " 2"

Date:.....

الوقت المخصص: ١٥-١٠ دقيقة	قراءة الكلمات بشكل صحيح.	الدرس الثاني
	قراءة النص قراءة جهرية.	الأهداف
	قراءة النص للحصول على معلومات محددة.	

**1- Match the syllables : وصل المقطع مع المقطع المكمل:**


- bur cause .....
- pre ger .....
- be fer .....

**2- Match words that rhyme : صل الكلمة بأخرى على نفس الوزن الموسيقى**

1- soup	2-fizzy	3-top	4-fried
buzzy	group	hide	shop

**2-Complete the sentences with correct words: اكمل الجمل التالية:**

- 1- We( should / should not) eat lots of fried food. { picture 3}
2. Ice-cream is very sweet. You should only eat a little ice-cream.  
It's at the (bottom / top) of the food pyramid. { picture1}
3. You should eat( a lot of / a little ) cake. { picture 1}
4. (Burgers / Vegetable soup) is a healthy food. You can find it on  
the bottom of the food pyramid {picture 1}
5. We prefer water / fizzy drinks because it is healthy. { picture 4}
6. My dad said 'You should only eat fried food sometimes.  
' That's good( answer / advice). { picture3}



**3-Make new words from ...**

(Because) .....

(Pyramid) .....

Day:.....

Unit "6" Healthy Food period 3

Date:.....

الوقت المخصص: ١٠-١٥ دقيقة		الدرس الثالث
	*أن يقرأ الطالب النص للبحث عن معلومات محددة .	الأهداف

### 1-Read the text on page 12 then answer the following questions:

The food pyramid shows you the food you should eat. The top of the food pyramid shows the food you should only eat sometimes. The bottom of it shows food you should always eat. Mum thinks Omar and Rania should eat lots of fruit and vegetables because they are healthy. They shouldn't drink fizzy because they are very sweet.

#### A. Answer the following questions: أجب عن الاسئلة

1. What show us food we should and shouldn't eat?

2. Are fruit and vegetables healthy? Why? \_\_\_\_\_

#### B. Put (T) of (F): ضع علامة (✓) او (x)

1. The food pyramid shows you food you should eat. ( )

2. Omar and Ranis should drink a lot of fizzy drinks . ( )

#### C. Get from the passage: استخرج من النص

1- A food:..... A drink: .....

2-The opposite of (salty)x..... (never)x.....

3-The underlined pronoun (They) refers to:.....

4-A word that rhymes with (meat):.....

Food for thought

Write two questions about the reading text page "40"

.....?

.....?



Day:.....

Unit "6" Healthy Food period "4"

Date:.....

الوقت المخصص: ١٥-١٠ دقيقة	أن يقرأ الطالب الكلمات ويستخدمها في السياق المناسب.	الدرس الرابع
	أن يقرأ الطالب العبارات قراءة جهرية .	الأهداف
	ان يستخدم s مع الفعل بعد الاسم المفرد ان يستخدم الفعل المجرد بعد should / shouldn't	

**1-Finish the following sentences:** ضع الكلمة المناسبة المكان في المناسب

( a little - prefers - soup - shouldn't - sweet )

1- You ..... eat lots of fried food.

2-Ice cream is very .....

3-We should eat .....cake.

4-..... is healthy food.

5-Amy ..... fruit and vegetables

**2-choose the correct words :** اختر الاجابة الصحيحة :

1-Rania ( should - shouldn't) eat lots of fried food.

2-Rice and meat ( make - makes ) you strong.

3-Mr. Ali ( talk - talks ) about healthy food.

4-They do not ( want - wants ) to buy burger.

5-Children should ( drink - drinking ) lots of water.

**3-classify: { burger- vegetables- sweets - fruit -soup - icecream }**

Should eat	Shouldn't eat

Food for thought

**Put the following words in sentences from your own :**

1- food pyramid.....

2- because .....

3- prefer.....

4- should .....

5- Soup .....

Day:.....

Unit "6" Healthy food period "5"

date:.....

الوقت المخصص: ١٥-١٠ دقيقة	ان يستخدم الفعل المجرد بعد should/ shouldn't ان يعطي نصيحة جيدة باستخدام should/ shouldn't	الدرس الخامس
	ان يربط بين جملتين باستخدام because أن يجيب عل أسئلة مفتوحة بطريقة صحيحة	الأهداف

**1-Choose the Correct answer :- اختر الاجابة الصحيحة--**

- 5- Rania (should-shouldn't ) eat lots of burgers .  
6- Amy shouldn't (eat -eats) lots of sweets .  
7- Ben (show-shows) Amy healthy and unhealthy food .  
8- Rania should (drink -drinks) a little fizzy drinks.

**2-Join the sentences with " because " اربط الجملتين باستخدام**

1-We should eat lots of vegetables and fruite. They are healthy.

2-Omar shoulnt drink lots of fizzy drinks. They are very sweet.

3-You should eat rice and meat. They make you strong.

**3-Do as shown in brackets: افعل كما هو مطلوب بين القوسين**

1-Rania prefer fruit and vegetables .....

(Correct)

3-should I eat lots of chocolate .

(Write correctly)

4-eat - lots - shouldn't - we - fried - food - of

( Re-arrange)

**4-Match "A" with "B":**

A	B
1- Should I eat chocolate?	( ) It's very healthy.
2- What is a food pyramid?	( ) Because they are very sweet.
3- Mum cooks soup.	( ) Yes, but a little.
4- Why are fizzy drinks not healthy?	( ) It shows you the food you should eat.



Food for thought

scan the QR then write what you should and should eat and drink for breakfast? Why?

.....  
.....  
.....

Day: .....

Unit "6" healthy food period "6"

date: .....

الوقت المخصص: ١٥-١٠ دقيقة		الدرس السادس
	يستمتع الطالب لحوار عن الطعام الصحي ويجيب عن الأسئلة	الأهداف
	يتحدث عما يجب ولا يجب تناوله من الأطعمة والمشروبات	



1- Read. Use the QR to listen and answer:

I listened to Ben and Amy *Ben's mum:*  
talking. Ben was showing Amy  
the food pyramid.  
Omar's mum: Wow! What did he say she  
Amy said should eat? Ben's mum:  
'Should I eat ice-cream?' Omar's mum:  
And what did Ben say she should do?  
Ben said 'Yes. You should only Ben's mum:  
eat a little ice- cream.'

Omar's mum: Did Ben say why?  
He said 'because ice-cream is very Ben's mum:  
sweet'. Omar's mum: Did he say what Amy should  
eat?  
Oh yes, he said 'You should eat lots of fruit Ben's mum:  
and vegetables.' Then Ben and Amy came  
to the kitchen and asked me for some ice-  
cream!  
Omar's mum: And what did you say?  
I said 'Of course, but only a little because Ben's mum:  
it's very sweet!'

2-Scan the QR and choose the correct words:

F) Ben says, "you should only eat ( lots of - a little) ice-cream".

G) Amy and Ben were talking about ( food pyramid - meals )

H) Ben says Amy should eat a little ice-cream because it`s ( healthy- sweet)

I) Amy and Ben were in the ( school - kitchen) .

3-Complete the dialogue: اكمل الحوار بالكلمة المناسبة

{food /Goodbye / Hello /Should/ pyramid /Omar/ a little }

Ben	Omar
Hello, .....	.....,Ben.
What's this?	This is the food .....
What does it show?	It shows the .....should I eat
..... I eat cake?	Yes, but .....
Goodbye.	.....



Food for thought

Scan the QR listen to the chant and make sentences امسح الباركود استمع ثم كون جمل

.....

Day:..... Unit "6" Healthy Food period "7" date:.....

الوقت المخصص: ١٥-١٠ دقيقة	يمارس الكتابة الصحيحة لكلمات الوحدة	الدرس السابع
	يكتب الجمل بشكل صحيح باستخدام علامات الترقيم	الأهداف
	يرتب الكلمات لتكوين جملة صحيحة .	

### 1- Write Correctly: استخدم علامات الترقيم

1. should we eat ice-cream

2.yes you should but only a little

3.omar and rania should eat lots of vegetables and fruits

### 2-Re-arrange: رتب الجمل

3. They \_fizzy - shouldn't - drink - lots of-drinks.

4. should - We - meat - rice - eat- and

5. it`s healthy - vegetable soup- eat - should - Omar and Rania - because

### 3-Hand writing : اكتب بخط جميل

A little	because
bottom	burger
Fizzy drink	fried
prefer	should
Food pyramid	Good advice
sweet	top

### Food for thought

Think and answer these riddles

1-This is a food . It has bread and meat .We should eat it only a little because it makes you fat .....

2- This is a part in the food pyramid which contains unhealthy food .....

Day: ..... Unit "6" Healthy Food period "8" Date: .....

الدرس الثامن	يكتب الطالب الكلمات غيبا.	الوقت المخصص: ١٠-١٥ دقيقة
الأهداف	يستخدم الطالب الكلمات في جمل من تعبيره.	
	يكتب الطالب عن الأغذية الصحية التي يجب تناولها.	

**1-Read and complete the sentences: اكمل الجمل بالكلمات المناسبة**



1 . The ..... of the food ..... shows foods you should always eat



2..... and fried food are ..... food.



3.fizzy drinks and ..... are unhealthy because they are very .....



4 .vegetable..... is healthy and it makes you strong .

**2-Re arrange the scrambled letters to form words: اعد ترتيب الحروف لتكوين كلمات مفيدة**

1-gurbre : ..... 2- tobtmo : ..... 3- yparmdi .....

**3-Find the (10 ) mistakes in the following paragraph and Re-write it** جد الاخطاء ال ( 10 ) الموجودة في النص

Mr. ali is a science teacher. he show the class a pictures of the food pryaimd. The top of the food pyramid shows foods you shouldn't only eat a little such as burgers , fries and fizy drinks. the bottom of the food pyramid shows foods you shouldn't always eat such as vegetables and fruits. All pupils should eats the food in the bottom everyday.

Food for thought

Draw the food pyramid and write a paragraph about healthy and unhealthy food you eat in your daily routines

Day:.....

Unit 7 The olive trees of Palestine

Date:.....

الدرس الأول	Period( 1)	التوقيت	١٠ دقائق
الأهداف	١- التعرف على معاني الكلمات و لفظها وتكرارها بشكل صحيح. ٢- التعرف على الفكرة العامة والأفكار الرئيسية. ٣- قراءة النص قراءة جهرية بالتكرار		

1 listen then repeat the words: قم بمسح الكود المرفق وردد الكلمات



dish	harvest	hundred (years old)	love	may	million	north	oil	soap	thousand	useful	wise
طبق	يحصد	مائة عام	يحب	يمكن	مليون	شمال	زيت	صابون	ألف	مفيد	حكيم

2-Write the word under the pictures:

		1,000			

3-choose the correct answer:


- 1-The ( olive - apple ) trees are 150 years old .
- 2-We can make ( glass - soap ) from olives.
- 3-Palestinians start to grow olive trees ( 5000 - 500 ) years ago .
- 4-We ( eat - press ) the olives to get the oil .



4- Scan the QR ,Listen and repeat the text: امسح الباركود استمع للنص وردد

### Food for thought

5-Match the sentences with the correct pictures: صل الجمل بالصور المناسبة



- 1-Rania's grandmother use olive oil in fatoush.
- 2-Omar and Rania are visiting their grandfather's olive farm.
- 3-We harvest the olives. Then we press them to get olive oil.
- 4-Rania helps her grandmother make soap.

Day:.....

Unit 7 The olive tree of Palestine Period(2)

date:.....

١٠ دقائق	التوقيت	الدرس الثاني الأهداف
	1-قراءة الكلمات بشكل صحيح. 2-قراءة النص قراءة جهرية صحيحة. 3-قراءة النص للحصول على معلومات محددة.	

**1-Match the syllables. Write and read the words:** صل المقاطع ثم اكتب واقرأ الكلمة

1- use	2- hund	3- mill	4- har
( )	( )	( )	( )
red	vest	ful	ion
.....	.....	.....	.....

**2-Read. Match words that rhyme:** اقرأ صل الكلمة بوزنها

1- dish	2- oil	3- wise	4- may
( )	( )	( )	( )
boil	fish	day	rise

**3-Listen and repeat the text:**



قم بمسح الكود وردد النص صفحة ٤٨ من الكتاب المدرسي

**4-look at page 48 pictures then finish the following sentences:**

- 1- You can .....olives from old olive trees. (Picture 1)
- 2-Rania says " I love your olives! ..... I try one?". (picture 2)
- 3-Millions of olive trees grow in the .....of Palestine. (picture 3)
- 4-Omar's grandfather is .....because he knows that olives are healthy. (picture 4.)

Food for thought

**5-make new words from**

( hundred ) -----  
(thousand )-----

Day :..... Unit 7 The olive trees of Palestine Period(3) date:.....

١٠ دقائق	التوقيت	الدرس الثالث
	1-قراءة النص قراءة فاهمة لمعرفة تفاصيله.	الأهداف

**1-Read the passage and answer the following questions: اقرأ القطعة وأجب على الأسئلة**

Palestine is very famous for olive trees. Farmers grew olive trees more than five thousand years ago. There are millions of olive trees in Palestine. Most of **them** are in the north. Some trees are hundred and fifty years old. Olive oil is very useful. People use it to make soap. Palestinians use olive oil in many dishes like fattoush.

**Answer:**

1-How many olive trees are there in Palestine?.....

**Put(✓)or (X) :**

1- Most of the olive trees are in the south. ( )

2- We can use olive oil to make Tabooleh. ( )

**Find in the passage:**

- a country:..... a job:..... number:.....

-The meaning of **lots** =.....

-The opposite of **new** X..... **south** X..... **useless** X.....

-A word rhymes with **drew**:..... **take**:.....

-The underlined pronoun "**them**" refers to .....

**Food for thought**

**Write two questions about the reading text page "48"**

.....?

.....?



Day:.....

Unit 7 The olive trees of Palestine Period(4)

date:.....

١٠ دقائق	التوقيت	الدرس الرابع الأهداف
	1-قراءة الكلمات واستخدامها في السياق الصحيح. ٢- استخدام ( was ) مع الفاعل المفرد و ( were ) مع الفاعل الجمع.	

**1-Finish the sentences then read aloud: أكمل الجمل و اقرأ بصوت مرتفع**

( oil - millions - useful - soap )

- 1- We use olive oil to make .....
- 2- We press the olives and get olive .....
- 3- There are .....of olive trees in Palestine.
- 4- Olives are very .....

**2-Choose the correct word: اختر الاجابة الصحيحة**

- 1- Amy's parents ( was - were ) talking about their summer holiday .
- 2- Rania ( was - were ) watching funny cartoons .
- 3- The children ( was - were ) playing football together.
- 4- Omar's grandfather ( was - were ) talking about how to make olive oil .

**3-Read and classify:( try - wise - million - hundred - harvest - useful - love - thousand - healthy ).**

verbs	numbers	adjectives

Food for thought

**3- Use the following words in sentences:**

- 1- Useful:.....
- 2- wise:.....
- 3- million:.....
- 4- harvest: .....

Day:..... Unit 7 The olive trees of Palestine Period(5) Date:.....

الدرس الخامس	التوقيت	١٠ - ١٥ دقائق
الأهداف	استخدام الأفعال في الزمن الماضي البسيط للتعبير عن أحداث حدثت في الماضي. الاستئذان وعرض المساعدة بطريقة مهذبة باستخدام ( may ).	

**1-Correct the underlined mistakes :** صحح الكلمة التي تحتها خط

- Farmer grow olive trees 5000 years ago. (.....)
- There be million of olive trees in Palestine. (.....)
- Yesterday I see my friend in the park. (.....)
- Many years ago, Palestinians lives in this country. (.....)

**2-Do as shown between brackets:** اجب حسب المطلوب بين الأقواس

1- "Open the window" ( ask for permission)

2- "May I try one olive , please?" ( give permission)

3- " May I helped you carry the bag?" ( correct the underlined verb)

4-Your brother can not do his homework. ( offer your help)

**Match "A" with "B":**

"A"	"B"
1 -where do olive trees grow in Palestine?	They are more than hundrernd years old.
3- How do you get oil from olives?	They grow in the north of Palestine.
4- How many olive trees are there in Palestine?	We press them to get oil.
5-How old are the olive trees of Palestine?	There are millions.

**Food for thought**

**3. Offer help to**

Dad.....  
mum.....  
sister.....

Day:.....

Unit 7 The olive trees of Palestine Period(6)

date:.....

١٠ دقائق	التوقيت	الدرس السادس
	1-ان يستمع للنص ويجيب عن الأسئلة. 2-ان يتحدث عن أشجار الزيتون في فلسطين.	الأهداف

**1-Listen and put (✓) or (X) :**

استمع للنص وضع إشارة صح أو خطأ



قم بمسح الكود واستمع للنص

1. Grandmother love it when Omar and Rania visit them.( )
2. Olive trees grew in Palestine more than 500 years ago. ( )
3. Rania helped her grandfather make soap.( )
4. Omar and his grandfather pressed some olives to get olive oil.( )

*Grandmother: What a lovely day! I love it when the children visit us. Rania and I spoke about all the useful things you can make with olive oil.*  
*Grandfather: And Omar and I spoke about olive trees in Palestine. I said 'Olive trees grew in Palestine more than 5,000 years ago!' I showed Omar the very old olive tree, I think it's 150 years old.*  
*Grandmother: He would find that very interesting! Rania wanted to help me make olive oil soap.*  
*Grandfather: That's a difficult job! Omar asked 'How many olive trees are there in Palestine?' I said 'There are millions of olive trees in Palestine.' We pressed some olives and here is the olive oil we made together.*  
*Grandmother: Thank you, I can make some more delicious dishes from this!*

**2-Complete the dialogue:**

أكمل الحوار

(love - oil - May - help - of course )

Rania :I love your olives! ..... I try one, please?

Grandmother: Yes, ..... , go ahead.

Rania : What do you do with them?

Grandmother: We make olive .....and we use it make soap. Would you like to ..... make soap?

Rania : Yes, I'd .....to.

Food for thought



**3- Add two lines to the chant on page 53.... في الكتاب المدرسي.**

.....

.....

Day:.....

Unit 7 The olive trees of Palestine Period(7)

date:.....

١٠ دقائق	التوقيت	الدرس السابع الأهداف
	1-كتابة جمل بشكل صحيح باستخدام علامات الترقيم. 2-كتابة كلمات الوحدة بشكل مرتب وصحيح.	

**1-Re arrange :**

رتب الجمل التالية

1-olive - Most - in - of - grow - trees - the - north - in -the

2- I - please - May - in - come

3- make - Palestinian - We - dishes - many - oil - from - olive

**2-Write correctly:** ضع علامات الترقيم:

1- " may i try one please " " yes sure "

2- "there are millions of olive trees in palestine " " wow thats great "

**3- Handwriting:**

dish

harvest

hundred (years old )

love

may

million

north

oil

soap

thousand

useful

wise

Food for thought

**-Think and answer the following puzzles:**

- You can get this from olives :.....
- You can wash your body with this.....
- Something that is good to have. You can do many things with it.....
- It is a direction where Nazareth appears on the map.....

Day:.....

Unit "7" The olive trees of Palestine Period(8)

date:.....

١٠ دقائق	التوقيت	الدرس الثامن
	1-كتابة كلمات الوحدة غيبا واستخدامها في السياق الصحيح. ٢-يكتب الطالب عن شجرة الزيتون في بلاده.	الاهداف

**Re-arrange the letters to make words:** أعد ترتيب الحروف لتكوين كلمات صحيحة

1- r n h t o .....

4- i s w e .....

2- e u s l f u .....

5- e l v o .....

3- o p a s .....

6- u d e d h n r .....

**1- Fill in the spaces :**

أكمل الجمل

1- First farmers ..... the olives then they .....olives to get olive oil.

2- I .....seeing my friends.

3- We can make ..... from olive oil.

4- Many olive trees grow in the .....of Palestine .

5- Fatoush and Musakhan are famous Palestinian .....

6- My grandfather is very .....he knows that olives are healthy.

**2- Underline the mistakes then correct them:**

ضع خطا تحت الخطأ ثم صححه

1- Rania were helping her grandmother in the kitchen . ( )

2- May I closed the window ,please? ( )

3- There was millions of olive trees in Palestine. ( )

4- Palestinians grow olive trees more than 5000 years ago. ( )

**3- find the 10 mistakes in the following text:** جد الأخطاء الـ ١٠ في النص التالي

the olive trees of Palestine is more than one haundred fifty years old, but still you can harvest olives from they. Most of this trees are in the south of palestine . the olives oli is very useless because you can add it to many dishes and you can make soup .many thanks to our grandfathers for this heritage

Food for thought

**4-Write a short paragraph about the olive trees in Palestine.**

اكتب فقرة قصيرة عن شجرة الزيتون في فلسطين.

.....

.....

Day:..... Unit "8" signs around us period "1" Period( 1) date:.....

الدرس الأول الأهداف	التوقيت	١٠ دقائق
١- التعرف على معاني الكلمات و لفظها وتكرارها بشكل صحيح. ٢- التعرف على الفكرة العامة والأفكار الرئيسية. ٣- قراءة النص قراءة جهرية بالتكرار		



امسح الباركود استمع ثم ردد Scan the QR , listen and repeat

Boil يغلي	(Be) careful كن حذر	fire نار	garlic ثوم	Grass عشب	hungry جائع	Must يجب
pepper فلفل	(Get) ready يستعد	Salt ملح	sign لافتة	Smell يشتم	Stone حجر	

Match the words with their pictures:

1.boil	2. garlic	3. grass	4. stone	5-must	6-fire
( )	( )	( )	( )	( )	( )

3. Choose the correct word: اختر الإجابة الصحيحة:

- Ben's mum is making a (tomato - potato) dish for the picnic.
- The signs say you mustn't walk on the (grass - stone).
- Rania's mum tells her the sign says you (must - mustn't) pick the flowers.
- We boil the potato and add some (pepper - garlic) and onions.



4. Listen and say: استمع لقراءة الدرس جيداً ثم رده

Food for thought

5. Match the pictures with the correct sentences:

1-Ben's mum tells him to be careful. He mustn't add lots of salt and pepper.	
2- Omar tells Ben the sign says you mustn't walk on the grass.	
3- Rania tells Amy the sign says you mustn't ride the bike here.	
4- Amy and Rania's mothers are talking about making nice picnic food.	

Day:.....

Unit "8" signs around us period"2"

date:.....

١٠ دقائق	التوقيت	الدرس الثاني
	1-قراءة الكلمات بشكل صحيح. 2-قراءة النص قراءة جهرية صحيحة. 3-قراءة النص للحصول على معلومات محددة.	الأهداف

**1-Match the syllables. Write and read the words:** صل المقاطع ثم اكتب واقرأ الكلمة

1- care	2- hun	3- pep	4- gar
( )	( )	( )	( )
gry	ful	lic	per
.....	.....	.....	.....

**2-Read. Match words that rhyme:** اقرأ. صل الكلمة بوزنها

1- fire	2- oil	3- hungry	4- grass
( )	( )	( )	( )
boil	hire	class	angry



**3-** امسح الباركود استمع ثم ردد: scan the Qr Listen and repeat the text:

**4-look at page 48 pictures then finish the following sentences:**

- 1- Ben .....you mustn't add lots of salt and pepper. (Picture 1)
- 2-Ben says " That sign says,' you ..... make fire?". (picture 2)
- 3-Mum says, Rania must stop playing with ..... (picture 3)
- 4-Amy`s mum says the food ..... good. (picture 4)

Food for thought

**5-Make new words from**

(careful) .....

Day:.....

Unit "8" signs around us -Period 3

Date:.....

الدرس الثالث	أن يقرأ الطالب الدرس للبحث عن معلومات محددة.	الوقت المخصص: ١٠-١٥ دقيقة
الأهداف	يجيب عن أسئلة فاهمة عن الدرس بطريقة صحيحة	

**1-Read the text to answer the following questions:** اقرأ النص وأجب عن الأسئلة:

Ben's mum is making a potato dish for the picnic. Ben is helping his mum in the kitchen. Ben and Omar are at the park. The signs in the park say you must not make a fire on the grass. Rania, Amy and their mum are also at the park. The mothers are talking about a chicken dish.

**A-Answer the following questions:**

1-What is Ben's mum making?

.....

2- Where are the children?

.....

**B-Choose:**

1-Ben and his mum are getting the picnic ..... (must - hungry - ready).

2-The sign says you (must - mustn't ) make a fire on the grass.

3-Ben is making a .....dish with his mum. ( olive - chicken - potato).

4- The mothers are ( talking -playing - walking).

**C- Get from the text:** استخرج من النص:

1-The meaning of (too) = ..... (speaking) = .....

2- Words rhyme with (hire) : ..... (bake): .....

3- The underlined pronoun (their) refers to: .....

4- A place: ..... 5- food: .....

6-Family.....

7-Something that tells us what must and must not do: (.....)

Food for thought

Make two questions about the reading text page "56"

1-.....?

2.....?



Date:.....

Unit "8" Signs around us- Period4

Date:.....

الوقت المخصص: ١٥-١٠ دقيقة	قراءة الكلمات بشكل صحيح.	الدرس الرابع
	قراءة العبارات قراءة جهرية صحيحة.	الأهداف
	أن يستخدم زمن الماضي البسيط بطريقة صحيحة.	

**1-Complete with the correct words:** أكمل الجمل بالكلمات المناسبة:

(boil - garlic - pepper - Be careful - fire)

- a) You mustn't add lots of salt and -----.
- b) You mustn't make a ----- here.
- c) The potato dish had ----- in it.
- d) Ben's mum said '-----' when Ben added the salt.
- e) You need to ----- the water to cook the potatoes.

**2-Read and circle the correct words:** اقرأ وحوط على الكلمة الصحيحة:

- a) Last weekend Ben (go - went) to the park.
- b) Amy (ride - rode) her bike.
- c) Ben (walked - walking) on the grass.
- d) You must not (make - made) a fire here.
- e) You must not (walk - walks) on the grass.

**3-Odd one out:** اختر الكلمة الشاذة:

- a) stone - flower - grass - garlic
- b) sugar - salt - stone - pepper
- c) rode - helped - walked - played

Food for thought

Use the following words in sentences.

- 1-boil-----2-sign -----
- 3-garlic -----4- be careful-----

Day:.....

Unit "8" Signs around us- Period"5"

date:.....

الوقت المخصص: ١٠-١٥ دقيقة	استخدام زمن الماضي البسيط	الدرس الخامس
	تكوين سؤال لعمل طلب باستخدام <b>Could</b>	الأهداف

### 1-Correct the underlined mistakes:

- a-Last weekend they go to the park. (\_\_\_\_\_)
- b-You must washing your hands before eating. (\_\_\_\_\_)
- c-You mustn't makes a fire. (\_\_\_\_\_)
- e-Could you helped me put the books on the shelf, please? . (\_\_\_\_\_)

### 2-Choose the correct answers:

- 1- ( Should - Could ) you help me wash the dishes, please?
- 2- My mum ( make - made ) a chicken dish last weekend.
- 4- You ( must - mustn't ) make fire at the park.
- 5- You ( must - mustn't ) wash your hands before eating.

### 3-Do as shown between brackets:

a- helped - the - mum - in - his - kitchen - Ben. (Re-arrange)

b- could you help me wash the dishes please (Write correctly)

### 5-match A to B: صل بين العمودين:

A

B

1) What must you do at the park?	( ) He is adding salt in the potatoes.
2) What mustn't you do at the park?	( ) She is making a cake
3) What's mum doing in the kitchen?	( ) You must be careful.
4) What's Ben doing in the kitchen?	( ) You mustn't make a fire.

Food for thought

What things you mustn't do at the computer lab.

Day: .....

Unit "8" Signs around us period 6

Date: .....

الوقت المخصص: ١٠-١٥ دقيقة	الدرس السادس
	الأهداف
	يستمتع الطالب للنص ويجيب عن الأسئلة
	يتحدث عن أهمية الاشارات في حياته



1- Read. Use the QR to listen and answer:

Ben's mum: Ben helped me make the potato dish this morning.  
Omar's mum: That was good! Why are you laughing?  
Ben's mum: Well ... he wanted to add lots of salt and pepper. I said, 'Be careful! You mustn't put lots of salt and pepper. It's not healthy. He asked to help, I love him helping me.

Omar's mum: What a good idea! I will ask Omar to help me too. I made the chicken dish this morning. The smell was good, the children wanted to eat it for breakfast! I said to the children, 'Get ready for the picnic.'  
Ben's mum: Mm, the smell is very good. It makes me feel hungry again! Oh look the children are playing on the grass.  
Omar's mum: Children be careful! You mustn't walk on that grass. Come here, this grass is OK.

2-Scan the QR and choose the correct words:

- A/Ben says, "you should only eat ( lots of - a little) ice-cream".  
B/Amy and Ben were talking about ( food pyramid - meals )  
C/Ben says Amy should eat a little ice-cream because it`s ( healthy- sweet)  
D/Amy and Ben were in the ( school - kitchen) .

3-Complete the dialogue: اكمل الحوار بالكلمة المناسبة

{ Good morning - walk - sign -Amy- grass - mustn't }

Rania	Amy
Good morning, _____.	.....Rania.
What does that..... say?	It says you _____pick the flowers.
The children are playing on the _____.	They _____on the grass.

Food for thought



Scan the QR listen to the chant and add two lines امسح الباركود استمع ثم أضف جملتين

.....  
.....

Day:.....

Unit "8" signs around us

Date:.....

الدرس السابع	Period(7)	التوقيت	١٠ دقائق
الأهداف	1-كتابة جمل بشكل صحيح باستخدام علامات الترقيم. 2-كتابة كلمات الوحدة بشكل مرتب وصحيح.	اليوم: التاريخ:	

### 1-Re arrange :

رتب الجمل الت

1-the flowers - The sign - you - says - mustn't - pick

2- you-me- do -Could - help- please?-the dishes

3- You - mustn't - Be - careful -lots of - add - and - salt -pepper

### 2-Write correctly:ضع علامات الترقيم:

be careful the baby is sleeping

3- it says we mustn't skate here

### 3- Handwriting:

boil fire be careful garlic grass salt

hungry must pepper get ready sign smell stone

Food for thought

### 1- Think and answer the following riddles:

- 1- Its apiece of information that tells you what and what not to do .....
- 2- We do this to cook the chicken .....
- 3- These are flavors we add to food .....

Day : .....

.Unit 8 Signs around us Period(8)

date: .....

١٠ دقائق	التوقيت	الدرس الثامن
	1- كتابة كلمات الوحدة غيبا واستخدامها في السياق الصحيح. 2- كتابة جمل يعبر بها عن المسموح والممنوع باستخدام " must \ mustn't	الأهداف

4- Re-arrange the letters to make words: أعد ترتيب الحروف لتكوين كلمات صحيحة

1- p r e p p e .....

4- o n s e t .....

2- r g s a s .....

5- l e m s l .....

3- r e i f d .....

6- y h n u g r .....

5- Fill in the spaces : أكمل الجمل

1- Mmm! The food .....so yummy.

2- You mustn't walk on the .....in the park.

3- Ben added lots of .....and .....to the potatoes.

4- Be.....! The water is very hot .

5- This .....says you mustn't pick flowers.

6- I haven't eaten since morning. I am very .....

6- Underline the mistakes then correct them: ضع خطا تحت الخطأ ثم صححه

5- Rania mustn't played with flowers and stone. ( )

6- Could you helped me make the soap, please? ( )

7- You must play with fire. ( )

Food for thought

4- Draw signs you have seen in your school, street or park then write sentences about them. Use *must \ mustn't*.

ارسم إشارات شاهدهتها بالشارع أو بالمدرسة أو بالمنزله ثم اكتب عنها جمل باستخدام

*must \ mustn't*